

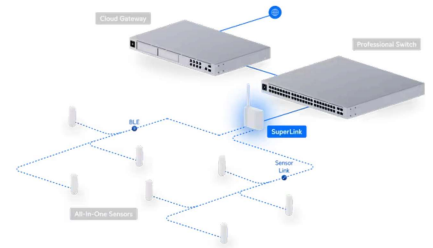

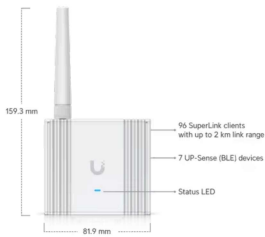
Q up-su

- UniFi Cloud Gateways
- Switching
- WiFi
- Camera Security
- Door Access
- CloudKeys & Gateways
- Power Tech
- Integrations
- Accessories

Special Devices > [SuperLink](#)

Datasheet

- In The Box
- Marketing Images
- Installation Guide



Mechanical

Dimensions	With antenna: 159.3 x 81.9 x 26 mm (6.3 x 3.2 x 1") With DIN rail mount: 159.3 x 81.9 x 38.5 mm (6.3 x 3.2 x 1.5") With wall mount: 159.3 x 81.9 x 30.5 mm (6.3 x 3.2 x 1.2")
Weight	179 g (6.3 oz)
Enclosure material	Polycarbonate, aluminum alloy
Mount material	Polycarbonate

Hardware

Networking interface	(1) 10/100 MbE RJ45 port
Management interface	Bluetooth® 5.2 SuperLink (Proprietary)
Power method	PoE USB Type-C, 5V, 1A (Optional)
Max. power consumption	3.4W
ESD/EMP protection	Air: ± 8kV Contact: ± 4kV
Antenna gain	
Bluetooth	3 dBi
SuperLink	1 dBi
Max. TX power	
Bluetooth	10 dBm
SuperLink	27 dBm
Max. client count	
Bluetooth	7
SuperLink	96*
	*SuperLink sensors are coming soon.
LED	(1) Blue/white
Button	(1) Factory reset
Mounting	Wall, DIN rail
Ambient operating temperature	0 to 40° C (32 to 104° F)

Ambient operating humidity 10 to 90% noncondensing

Certifications FCC, IC, CE

Software

Web application UniFi Protect

Mobile app UniFi Protect iOS™ and Android™

Stay in Touch



[Terms of Service](#) | [Privacy Policy](#) | [Legal](#) | [Cookies Settings](#)

© 2025 Ubiquiti, Inc. All rights reserved.